



2023-24 Summer Reading

Reading over the summer is important. It helps students retain and enhance their reading abilities. In addition, when students read as a leisure activity, it promotes reading comprehension, vocabulary, and reading speed.

Keeping these ideas in mind, students in grades 7-12 are required to read **TWO** books over the summer. One book is a required text for junior high (grades 7-9) and one for high school (grades 10-12). This book will be tested on during the first week of school. The second book is to be chosen from the list below to accompany your summer reading project. Students will submit their project the first Monday of school.

Students who transfer to Canton Academy before July 10th will be expected to participate in summer reading and read two books. Students who transfer to Canton Academy after July 10th will have until September 1st to read a book of their choice from the assigned list and complete the project (and paper if grades 9-12).

Required Book to be tested on the first week of school:

7th: *The Adventures of Tom Sawyer* by Mark Twain

An 1876 novel about a boy growing up along the Mississippi River. It is set in the 1840s in the town of St. Petersburg, which is based on Hannibal, Missouri where Twain lived as a boy. Tom Sawyer has several adventures, often with his friend, Huckleberry Finn.

8th: *The Outsiders* by S.E. Hinton

No one ever said life was easy. But Ponyboy is pretty sure that he's got things figured out. He knows that he can count on his brothers, Darry and Sodapop. And he knows that he can count on his

friends—true friends who would do anything for him, like Johnny and Two-Bit. But not on much else besides trouble with the Socs, a vicious gang of rich kids whose idea of a good time is beating up on “greasers” like Ponyboy. At least he knows what to expect—until the night someone takes things too far.

9th General: *Fahrenheit 451* by Ray Bradbury

Guy Montag is a fireman. His job is to destroy the most illegal of commodities, the printed book, along with the houses in which they are hidden. Montag never questions the destruction and ruin his actions produce, returning each day to his bland life and wife, Mildred, who spends all day with her television “family.” But when he meets an eccentric young neighbor, Clarisse, who introduces him to a past where people didn’t live in fear and to a present where one sees the world through the ideas in books instead of the mindless chatter of television, Montag begins to question everything he has ever known.

9th Honors: *The Red Badge of Courage* by Stephen Crane

The story of Henry Fleming, a teenager who enlists with the Union Army in the hopes of fulfilling his dreams of glory. Shortly after enlisting, the reality of his decision sets in. He experiences tedious waiting, not immediate glory.

10th General: *The Pearl* by John Steinbeck

It is a parable about a Mexican Indian pearl diver named Kino who finds a valuable pearl and is transformed by the evil it attracts. Kino sees the pearl as his opportunity for a better life. When the townsfolk of La Paz learn of Kino's find, he is immediately set upon by a greedy priest, a doctor, and businessmen.

10th Honors: *The Optimist's Daughter* by Eudora Welty

This Pulitzer Prize–winning novel tells the story of Laurel McKelva Hand, a young woman who has left the South and returns, years later, to New Orleans, where her father is dying. After his death, she and her silly young stepmother go back still farther, to the small Mississippi town where she grew up.

11th General: *Brave New World* by Aldous Huxley

The novel examines a futuristic society, called the World State, that revolves around science and efficiency. In this society, emotions and individuality are conditioned out of children at a young age, and there are no lasting relationships because “everyone belongs to everyone else” (a common World State dictum).

11th Honors: *The Screwtape Letters* by C.S. Lewis

Written in defense of Christian faith, this popular satire consists of a series of 31 letters in which Screwtape, an experienced devil, instructs his young charge, Wormwood, on effective strategies for tempting the human being assigned to him.

12th General: *Frankenstein* by Mary Shelley

The story of gifted scientist Victor Frankenstein who succeeds in giving life to a being of his own creation. However, this is not the perfect specimen he imagines that it will be, but rather a hideous creature who is rejected by Victor and mankind in general.

12th Dual Credit Course: *Jane Eyre* by Charlotte Bronte

The novel follows the story of Jane, a seemingly plain and simple girl as she battles through life's struggles. Jane has many obstacles in her life - her cruel and abusive Aunt Reed, the grim conditions at Lowood school, her love for Rochester and Rochester's marriage to Bertha.

SECOND BOOK: GRADES 7-9

7th and 8th: Choose 1 of the following books on which to complete the assigned project. It is due on the first Monday of school.

9th grade: Choose 1 of the books below to complete the assigned project on AND write a 500 word essay explaining your project in MLA format. Both should be turned in on the first Monday of school.

The Giver by Lois Lowry

In Lois Lowry's Newbery Medal-winning classic, twelve-year-old Jonas lives in a seemingly ideal world. Not until he is given his life assignment as the Receiver does he begin to understand the dark secrets behind his fragile community.

Adventures of Huckleberry Finn by Mark Twain

Climb aboard the raft with Huck and Jim and drift away from the "sivilized" life and into a world of adventure, excitement, danger, and self-discovery. Huck's shrewd and humorous narrative is complemented by lyrical descriptions of the Mississippi valley and a sparkling cast of memorable characters.

Good Ol' Boy by Willie Morris

This was written in 1971 and takes place in the small Mississippi town of Yazoo City. The book contains experiences of the author's childhood in his small town.

Around the World in 80 Days by Jules Verne

In this classic adventure story, a wealthy gentleman, Phileas Fogg, makes a bet that he can travel around the world in eighty days. Fogg and his servant set off immediately, determined to win this race against time. Little do they know they aren't making the journey alone.... Fogg has been fingered as the culprit in a bank robbery, and a detective in hot pursuit is trailing them as they cross every continent.

A Wrinkle in Time by Madeleine L'Engle

This is the story of Meg Murry, a high-school-aged girl who is transported on an adventure through time and space with her younger brother Charles Wallace and her friend Calvin O'Keefe to rescue her father, a gifted scientist, from the evil forces that hold him prisoner on another planet.

The Hobbit by J.R. R. Tolkien

This novel is set within Tolkien's fictional universe and follows the quest of home-loving Bilbo Baggins, the titular hobbit, to win a share of the treasure guarded by a dragon named Smaug. Bilbo's journey takes him from his light-hearted, rural surroundings into more sinister territory.

The Pigman by Paul Zindel

This is a young adult novel by Paul Zindel. It was published in 1968. The novel takes the form of a confession by two teens, John Conlan and Lorraine Jensen, who describe how they developed a friendship with Mr. Pignati, a.k.a. the Pigman, which ended in a betrayal and the Pigman's tragic death.

The Scarlet Pimpernel by Baroness Orczy

The novel's protagonist, Sir Percy Blakeney, ostensibly a foppish English aristocrat, is secretly the Scarlet Pimpernel, a swashbuckling hero and elusive master of disguise who rescues French aristocrats and smuggles them out of France to safety during the French Revolution.

SECOND BOOK: GRADES 10-12

Choose 1 for the project AND write a 500 word essay explaining your project in MLA format. Both should be turned in on the first Monday of school.

The Glass Menagerie by Tennessee Williams

The Glass Menagerie is a memory play, and its action is drawn from the memories of the narrator, Tom Wingfield. Tom is a character in the play, which is set in St. Louis in 1937. He is an aspiring poet who toils in a shoe warehouse to support his mother, Amanda, and sister, Laura.

Our Town by Thornton Wilder

This three-act play explores the relationship between two young Grover's Corners neighbors, George Gibbs and Emily Webb, whose childhood friendship blossoms into romance, and then culminates in marriage.

The Book Thief by Markus Zusak

This novel tells the story of Liesel, a little girl who is taken to a new home because her mother can't afford to take care of her. The story is told by Death, who becomes a character you come to respect and even feel sorry for by the end. The narration puts an odd perspective on the story.

The Adventures of Sherlock Holmes by Arthur Conan Doyle

The Adventures of Sherlock Holmes is a collection of twelve stories involving the famous London detective Sherlock Holmes and his associate Dr. Watson.

The Blind Side: Evolution of a Game by Michael Lewis

Michael Oher, a homeless black teen, has drifted in and out of the school system for years. Then Leigh Anne Tuohy and her husband, Sean, take him in. The Tuohys eventually become Michael's legal guardians, transforming both his life and theirs. Michael's tremendous size and protective instincts make him a formidable force on the gridiron, and with help from his new family and devoted tutor, he realizes his potential as a student and football player.

The Hunger Games by Suzanne Collins

In what was once North America, the Capitol of Panem maintains its hold on its 12 districts by forcing them each to select a boy and a girl, called Tributes, to compete in a nationally televised event called the Hunger Games. Every citizen must watch as the youths fight to the death until only one remains. District 12 Tribute Katniss Everdeen has little to rely on, other than her hunting skills and sharp instincts, in an arena where she must weigh survival against love.

20,000 Leagues Under the Sea by Jules Verne

This novel tells the story of three men who go to sea in search of a giant whale. They are taken prisoner on board the world's first submarine – the Nautilus. The Nautilus travels through the world's seas. The men see amazing deep-sea creatures, and they travel to remote islands.

PROJECTS FOR YOUR CHOSEN BOOK:

Follow the specific instructions and examples on the pages that follow.

7th: Character Head

8th: One-pager

9th: Book Cover Design + 500 word essay

10th: Novel Cube + 500 word essay

11th: Bookmark + 500 word essay

12th: Character Graduation Cap + 500 word essay

7th Grade Project: Character Head

Assignment: It's time to get inside your character's head! You are to choose TWO characters and create a "head space" for each one. You are to print out the head outline TWICE and do ONE per character for TWO heads total. This will be submitted the first Monday of school.

Each Character Head should include:

- ___ Character's name in large font
- ___ One significant character quote
- ___ Two images relevant to the character (concrete or abstract)
- ___ 3 adjectives to describe the character
- ___ The character's nickname in the story or one you create
- ___ Briefly describe a turn point event involving the character
- ___ Identify the character as either dynamic or static with an explanation of why
- ___ The title, author, and genre
- ___ Use an attractive color scheme with virtually no white space
- ___ All text is legible, dark, and attractive. Final text is not in pencil
- ___ Head is securely glued to reinforced backing (cardstock) and neatly trimmed
- ___ Error free in grammar, mechanics, and spelling

___ High quality of work with no creases and crumples

___ Quality of work reflects knowledge and understanding of the character

8th Grade Project: One-Pager

Assignment: A One-Pager is a creative response to your learning experience. It allows you to respond imaginatively while being brief and concise in making connections between words and images. We think about what we see and read differently when we are asked to do something with what we have seen or read. We learn best when we create our own ideas. Your personal thinking about what you have experienced should be understood by the audience that views the One-Pager. This will be submitted the first Monday of school.

Follow this format for your One-Pager.

___ Use unlined white paper.

___ Title the One-Pager appropriately to reflect the content.

___ Use colored pens, pencils, or markers. The more visually appealing it is the more your peers will learn.

___ Fill the entire page.

___ Be purposeful about the arrangement of your One-Pager. For example, have a reason for using a certain color or for placing an object in a certain place.

___ Write two quotations from the reading or activity. Use the proper grammatical format.

___ Use three visual images, either drawn or cut out from magazines, to create a central focus to your page. If you use a computer image, personalize it to make it your own.

___ Place five essential vocabulary words/phrases around the images. These terms/words/phrases should express the main ideas, your impressions, feelings, or thoughts about what you have seen or read.

___ Write the main idea of the reading.

__Write two questions and answer them. Put a symbolic colored border around the edges of the page. Write your name on the back.

__Error free in grammar, mechanics, and spelling

__High quality of work with no creases and crumples

__Quality of work reflects knowledge and understanding of the book

9th Grade Project: Book Cover Design + 500 Word Essay explaining your book cover

Assignment: Book covers give us our first clue of what a book is about. Every book has a front cover, back cover, and spine. These parts of the book's cover help readers identify the book as well as persuade potential readers to consider the title. Your book cover will contain three parts and will be submitted on the first Monday of school.

The front cover: The front cover features the title of the book in a clear way. The letters usually stand out in some way from the other details that may be included on the cover. Normally, the names of the author and illustrator are smaller in size to text than the title.

The back cover: The back cover includes information in the book that might interest readers. There may be an excerpt from the story, a short summary of the book's contents, or reviews by other readers. Some books have the illustration from the front cover wrapped all the way around the book, so you can see a continuation of the scene from the front of the book. Back covers also include the book's title, author(s), illustrator(s), and publishers as well.

The spine: A book spine is the smallest part of the cover, but it is often the most important part. The spine is the first thing a reader sees when browsing books lined up on a bookshelf. The spine includes the basic identifying information about the book.

Follow this format for your Book Cover Design:

__Use unlined white paper in landscape format.

__Your BACK cover is on the LEFT.

__Your FRONT cover is on the RIGHT.

__The spine of the book is in the middle.

Front cover:

__Book title

__Book Author

__Picture/illustration of a specific event

__The setting

__One or more characters

__An important symbol in the book

__Your name as illustrator

Back cover:

__Picture/illustration

__Book summary of 5-10 sentences

__1-2 book reviews

Spine:

__Book title, author, and publisher logo

__Error free in grammar, mechanics, and spelling

__High quality of work with no creases and crumples

__Quality of work reflects knowledge and understanding of the book

10th Grade Project: Novel Cube + 500 Word Essay explaining your novel cube

Assignment: Illustrate your book on a cube! Draw a picture or symbol that accurately represents the theme of each box. You are to print the cube outline on the following page. To assemble the cube, cut out the shape along the thick **solid** line. Fold the paper where there is a **dotted** line and apply either glue or tape to the **striped** lines.

Illustrate colorfully on each square of your cube:

___Antagonist

___Symbolism

___Theme

___Setting

___Conflict

___Protagonist

___Error free in grammar, mechanics, and spelling

___High quality of work with no creases and crumples

___Quality of work reflects knowledge and understanding of the book

11th Grade Project: Bookmark + 500 Word Essay explaining your bookmark

Assignment: Create a bookmark for your book! Print the bookmark outline (front AND back) on the following page. Your bookmark should include specific information about the book but also include your individual expression.

Include the following elements:

On the **front** of the bookmark:

___Book title

___Book's author

___Theme of the book

___Character quotation

___Illustrate an important scene from the book

On the **back** of the bookmark:

___Summary of the book written on the reverse side

___Illustrate a symbol in the book

___Error free in grammar, mechanics, and spelling

___High quality of work with no creases and crumples

___Quality of work reflects knowledge and understanding of the book

12th Grade Project: Graduation Cap + 500 Word Essay explaining your graduation cap

Assignment: Using color connotations and symbols, design a graduation cap that represents a character in the book or the author. Print the cap outline on the following page to use as a pattern. Make your cap out of sturdy construction paper or poster board. Draw or put things that represent the character's personality, actions, etc. Make sure to use evidence from the text in your explanation to support your design choices. After you put your designs on your cap, assemble it into an actual cap.

___Error free in grammar, mechanics, and spelling

___High quality of work with no creases and crumples

___Quality of work reflects knowledge and understanding of the character

CANTON ACADEMY
2023-24 Summer Reading

Reading over the summer is important. It helps students retain and enhance their reading abilities. In addition, when students read as a leisure activity, it promotes reading comprehension, vocabulary, and reading speed.

Keeping these ideas in mind, students in grades 7-12 are required to read **TWO** books over the summer. One book is a required text for junior high (grades 7-9) and one for high school (grades 10-12). This book will be tested on during the first week of school. The second book is to be chosen from the list below to accompany your summer reading project. Students will submit their project the first Monday of school.

Students who transfer to Canton Academy before July 10th will be expected to participate in summer reading and read two books. Students who transfer to Canton Academy after July 10th will have until September 1st to read a book of their choice from the assigned list and complete the project (and paper if grades 9-12).

Required Book to be tested on the first week of school:

7th: *The Adventures of Tom Sawyer* by Mark Twain

An 1876 novel about a boy growing up along the Mississippi River. It is set in the 1840s in the town of St. Petersburg, which is based on Hannibal, Missouri where Twain lived as a boy. Tom Sawyer has several adventures, often with his friend, Huckleberry Finn.

8th: *The Outsiders* by S.E. Hinton

No one ever said life was easy. But Ponyboy is pretty sure that he's got things figured out. He knows that he can count on his brothers, Darry and Sodapop. And he knows that he can count on his friends—true friends who would do anything for him, like Johnny and Two-Bit. But not on much else besides trouble with the Socs, a vicious gang of rich kids whose idea of a good time is beating up on “greasers” like Ponyboy. At least he knows what to expect—until the night someone takes things too far.

9th General: *Fahrenheit 451* by Ray Bradbury

Guy Montag is a fireman. His job is to destroy the most illegal of commodities, the printed book, along with the houses in which they are hidden. Montag never questions the destruction and ruin his actions produce, returning each day to his bland life and wife, Mildred, who spends all day with her television “family.” But when he meets an eccentric young neighbor, Clarisse, who introduces him to a past where people didn't live in fear and to a present where one sees the world through the ideas in books instead of the mindless chatter of television, Montag begins to question everything he has ever known.

9th Honors: *The Red Badge of Courage* by Stephen Crane

The story of Henry Fleming, a teenager who enlists with the Union Army in the hopes of fulfilling his dreams of glory. Shortly after enlisting, the reality of his decision sets in. He experiences tedious waiting, not immediate glory.

10th General: *The Pearl* by John Steinbeck

It is a parable about a Mexican Indian pearl diver named Kino who finds a valuable pearl and is transformed by the evil it attracts. Kino sees the pearl as his opportunity for a better life. When the townsfolk of La Paz learn of Kino's find, he is immediately set upon by a greedy priest, a doctor, and businessmen.

10th Honors: *The Optimist's Daughter* by Eudora Welty

This Pulitzer Prize-winning novel tells the story of Laurel McKelva Hand, a young woman who has left the South and returns, years later, to New Orleans, where her father is dying. After his death, she and her silly young stepmother go back still farther, to the small Mississippi town where she grew up.

11th General: *Brave New World* by Aldous Huxley

The novel examines a futuristic society, called the World State, that revolves around science and efficiency. In this society, emotions and individuality are conditioned out of children at a young age, and there are no lasting relationships because "everyone belongs to everyone else" (a common World State dictum).

11th Honors: *The Screwtape Letters* by C.S. Lewis

Written in defense of Christian faith, this popular satire consists of a series of 31 letters in which Screwtape, an experienced devil, instructs his young charge, Wormwood, on effective strategies for tempting the human being assigned to him.

12th General: *Frankenstein* by Mary Shelley

The story of gifted scientist Victor Frankenstein who succeeds in giving life to a being of his own creation. However, this is not the perfect specimen he imagines that it will be, but rather a hideous creature who is rejected by Victor and mankind in general.

12th Dual Credit Course: *Jane Eyre* by Charlotte Bronte

The novel follows the story of Jane, a seemingly plain and simple girl as she battles through life's struggles. Jane has many obstacles in her life - her cruel and abusive Aunt Reed, the grim conditions at Lowood school, her love for Rochester and Rochester's marriage to Bertha.

SECOND BOOK: GRADES 7-9

7th and 8th: Choose 1 of the following books on which to complete the assigned project. It is due on the first Monday of school.

9th grade: Choose 1 of the books below to complete the assigned project on AND write a 500 word essay explaining your project in MLA format. Both should be turned in on the first Monday of school.

The Giver by Lois Lowery

In Lois Lowry's Newbery Medal-winning classic, twelve-year-old Jonas lives in a seemingly ideal world. Not until he is given his life assignment as the Receiver does he begin to understand the dark secrets behind his fragile community.

Adventures of Huckleberry Finn by Mark Twain

Climb aboard the raft with Huck and Jim and drift away from the "civilized" life and into a world of adventure, excitement, danger, and self-discovery. Huck's shrewd and humorous narrative is complemented by lyrical descriptions of the Mississippi valley and a sparkling cast of memorable characters.

Good Ol Boy by Willie Morris

This was written in 1971 and takes place in the small Mississippi town of Yazoo City. The book contains experiences of the author's childhood in his small town.

Around the World in 80 Days by Jules Verne

In this classic adventure story, a wealthy gentleman, Phileas Fogg, makes a bet that he can travel around the world in eighty days. Fogg and his servant set off immediately, determined to win this race against time. Little do they know they aren't making the journey alone.... Fogg has been fingered as the culprit in a bank robbery, and a detective in hot pursuit is trailing them as they cross every continent.

A Wrinkle in Time by Madeleine L'Engle

This is the story of Meg Murry, a high-school-aged girl who is transported on an adventure through time and space with her younger brother Charles Wallace and her friend Calvin O'Keefe to rescue her father, a gifted scientist, from the evil forces that hold him prisoner on another planet.

The Hobbit by J.R.R. Tolkien

This novel is set within Tolkien's fictional universe and follows the quest of home-loving Bilbo Baggins, the titular hobbit, to win a share of the treasure guarded by a dragon named Smaug. Bilbo's journey takes him from his light-hearted, rural surroundings into more sinister territory.

The Pigman by Paul Zindel

This is a young adult novel by Paul Zindel. It was published in 1968. The novel takes the form of a confession by two teens, John Conlan and Lorraine Jensen, who describe how they developed a friendship with Mr. Pignati, a.k.a. the Pigman, which ended in a betrayal and the Pigman's tragic death.

The Scarlet Pimpernel by Baroness Orczy

The novel's protagonist, Sir Percy Blakeney, ostensibly a foppish English aristocrat, is secretly the Scarlet Pimpernel, a swashbuckling hero and elusive master of disguise who rescues French aristocrats and smuggles them out of France to safety during the French Revolution.

SECOND BOOK: GRADES 10-12

Choose 1 for the project AND write a 500 word essay explaining your project in MLA format. Both should be turned in on the first Monday of school.

The Glass Menagerie by Tennessee Williams

The Glass Menagerie is a memory play, and its action is drawn from the memories of the narrator, Tom Wingfield. Tom is a character in the play, which is set in St. Louis in 1937. He is an aspiring poet who toils in a shoe warehouse to support his mother, Amanda, and sister, Laura.

Our Town by Thornton Wilder

This three-act play explores the relationship between two young Grover's Corners neighbors, George Gibbs and Emily Webb, whose childhood friendship blossoms into romance, and then culminates in marriage.

The Book Thief by Markus Zusak

This novel tells the story of Liesel, a little girl who is taken to a new home because her mother can't afford to take care of her. The story is told by Death, who becomes a character you come to respect and even feel sorry for by the end. The narration puts an odd perspective on the story.

The Adventures of Sherlock Holmes by Arthur Conan Doyle

The Adventures of Sherlock Holmes is a collection of twelve stories involving the famous London detective Sherlock Holmes and his associate Dr. Watson.

The Blind Side: Evolution of a Game by Michael Lewis

Michael Oher, a homeless black teen, has drifted in and out of the school system for years. Then Leigh Anne Tuohy and her husband, Sean, take him in. The Tuohys eventually become Michael's legal guardians, transforming both his life and theirs. Michael's tremendous size and protective instincts make him a formidable force on the gridiron, and with help from his new family and devoted tutor, he realizes his potential as a student and football player.

The Hunger Games by Suzanne Collins

In what was once North America, the Capitol of Panem maintains its hold on its 12 districts by forcing them each to select a boy and a girl, called Tributes, to compete in a nationally televised event called the Hunger Games. Every citizen must watch as the youths fight to the death until only one remains. District 12 Tribute Katniss Everdeen has little to rely on, other than her hunting skills and sharp instincts, in an arena where she must weigh survival against love.

20,000 Leagues Under the Sea by Jules Verne

This novel tells the story of three men who go to sea in search of a giant whale. They are taken prisoner on board the world's first submarine – the Nautilus. The Nautilus travels through the world's seas. The men see amazing deep-sea creatures, and they travel to remote islands.

PROJECTS FOR YOUR CHOSEN BOOK:

Follow the specific instructions and examples on the pages that follow.

7th: Character Head

8th: One-pager

9th: Book Cover Design + 500 word essay

10th: Novel Cube + 500 word essay

11th: Bookmark + 500 word essay

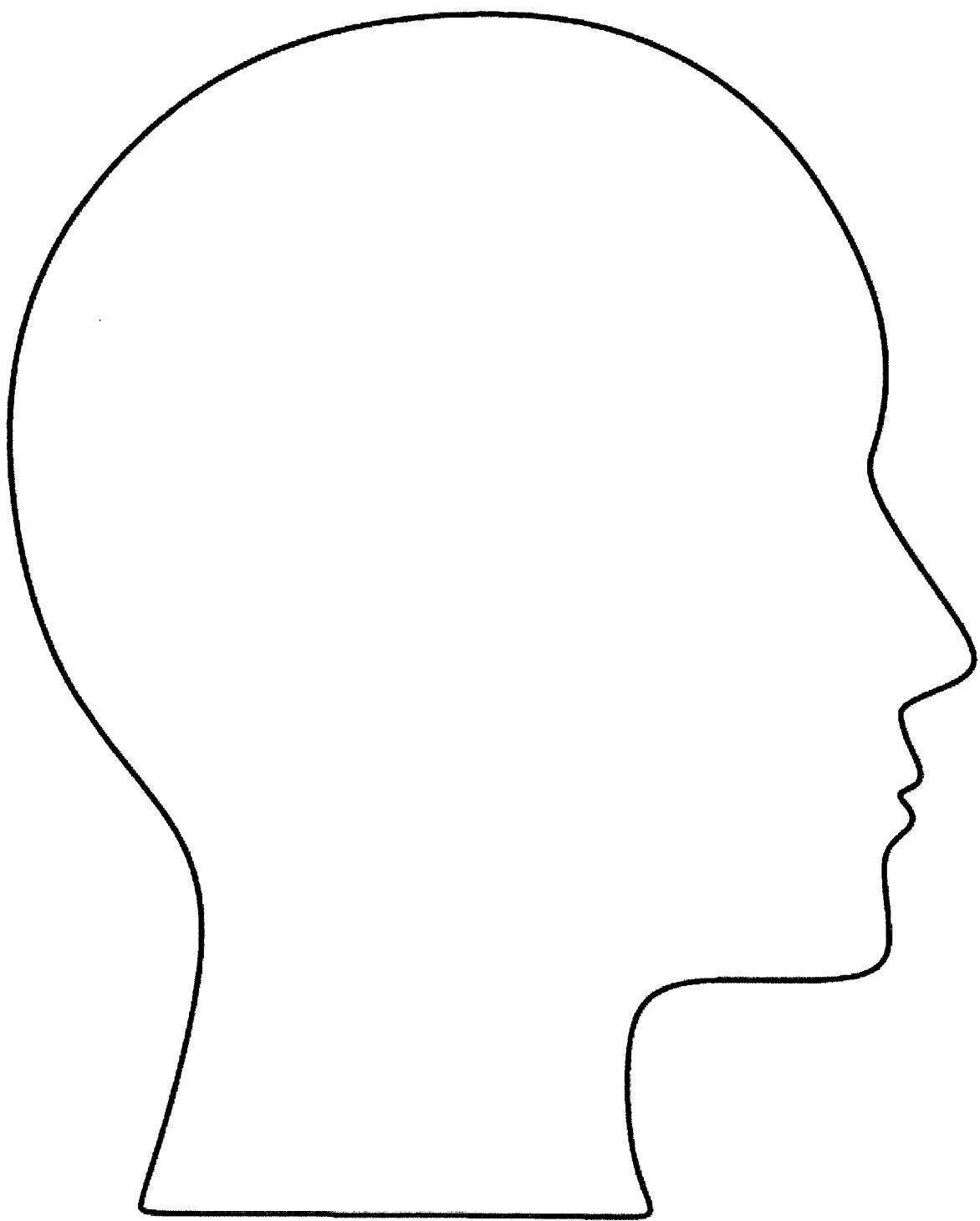
12th: Character Graduation Cap + 500 word essay

7th Grade Project: Character Head

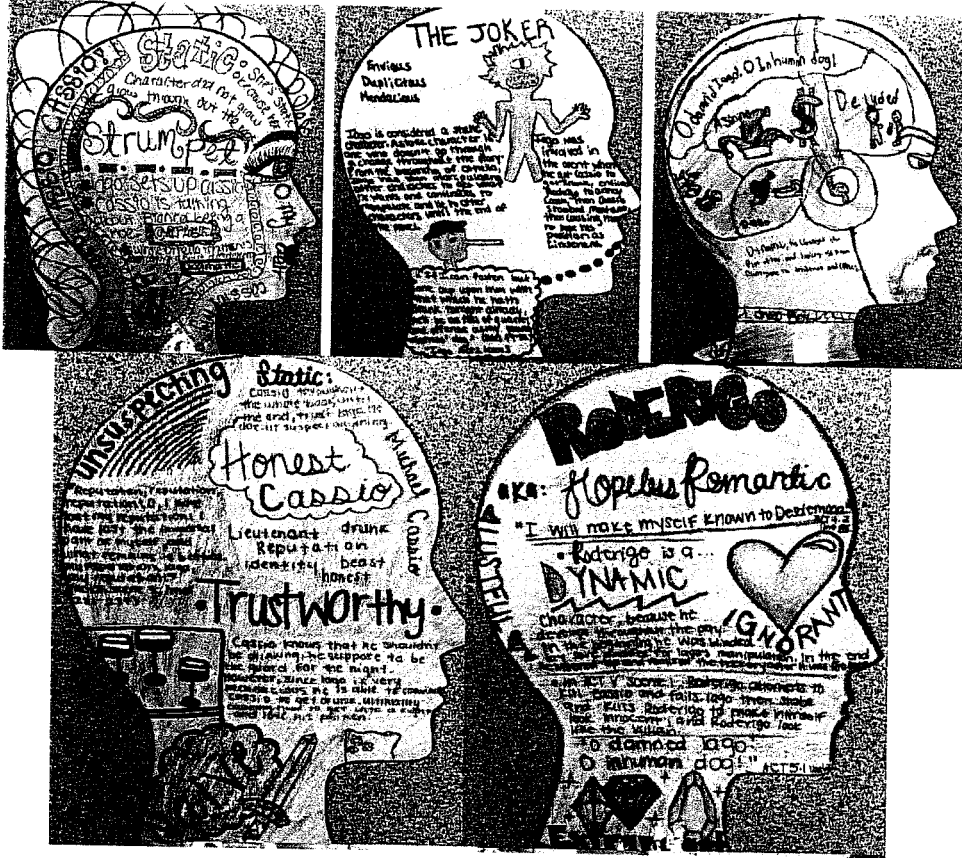
Assignment: It's time to get inside your character's head! You are to choose TWO characters and create a "head space" for each one. You are to print out the head outline TWICE and do ONE per character for TWO heads total. This will be submitted the first Monday of school.

Each Character Head should include:

- ___ Character's name in large font
- ___ One significant character quote
- ___ Two images relevant to the character (concrete or abstract)
- ___ 3 adjectives to describe the character
- ___ The character's nickname in the story or one you create
- ___ Briefly describe a turn point event involving the character
- ___ Identify the character as either dynamic or static with an explanation of why
- ___ The title, author, and genre
- ___ Use an attractive color scheme with virtually no white space
- ___ All text is legible, dark, and attractive. Final text is not in pencil
- ___ Head is securely glued to reinforced backing (cardstock) and neatly trimmed
- ___ Error free in grammar, mechanics, and spelling
- ___ High quality of work with no creases and crumples
- ___ Quality of work reflects knowledge and understanding of the character



Examples



8th Grade Project: One-Pager

Assignment: A One-Pager is a creative response to your learning experience. It allows you to respond imaginatively while being brief and concise in making connections between words and images. We think about what we see and read differently when we are asked to do something with what we have seen or read. We learn best when we create our own ideas. Your personal thinking about what you have experienced should be understood by the audience that views the One-Pager. This will be submitted the first Monday of school.

Follow this format for your One-Pager.

___ Use unlined white paper.

___ Title the One-Pager appropriately to reflect the content.

___ Use colored pens, pencils, or markers. The more visually appealing it is the more your peers will learn.

___ Fill the entire page.

___ Be purposeful about the arrangement of your One-Pager. For example, have a reason for using a certain color or for placing an object in a certain place.

___ Write two quotations from the reading or activity. Use the proper grammatical format.

___ Use three visual images, either drawn or cut out from magazines, to create a central focus to your page. If you use a computer image, personalize it to make it your own.

___ Place five essential vocabulary words/phrases around the images. These terms/words/phrases should express the main ideas, your impressions, feelings, or thoughts about what you have seen or read.

___ Write the main idea of the reading.



___ Write two questions and answer them. Put a symbolic colored border around the edges of the page. Write your name on the back.

___ Error free in grammar, mechanics, and spelling

___ High quality of work with no creases and crumples

___ Quality of work reflects knowledge and understanding of the book

One-Pager Examples :



The Great Gatsby One-Pager



9th Grade Project: Book Cover Design + 500 Word Essay explaining your book cover

Assignment: Book covers give us our first clue of what a book is about. Every book has a front cover, back cover, and spine. These parts of the book's cover help readers identify the book as well as persuade potential readers to consider the title. Your book cover will contain three parts and will be submitted on the first Monday of school.

The front cover: The front cover features the title of the book in a clear way. The letters usually stand out in some way from the other details that may be included on the cover. Normally, the names of the author and illustrator are smaller in size to text than the title.

The back cover: The back cover includes information in the book that might interest readers. There may be an excerpt from the story, a short summary of the book's contents, or reviews by other readers. Some books have the illustration from the front cover wrapped all the way around the book, so you can see a continuation of the scene from the front of the book. Back covers also include the book's title, author(s), illustrator(s), and publishers as well.

The spine: A book spine is the smallest part of the cover, but it is often the most important part. The spine is the first thing a reader sees when browsing books lined up on a bookshelf. The spine includes the basic identifying information about the book.

Follow this format for your Book Cover Design:

___ Use unlined white paper in landscape format.

___ Your BACK cover is on the LEFT.

___ Your FRONT cover is on the RIGHT.

___ The spine of the book is in the middle.

Front cover:

___ Book title

___ Book Author

___ Picture/illustration of a specific event

___ The setting

___ One or more characters

___An important symbol in the book

___Your name as illustrator

Back cover:

___Picture/illustration

___Book summary of 5-10 sentences

___1-2 book reviews

Spine:


___Book title, author, and publisher logo

___Error free in grammar, mechanics, and spelling

___High quality of work with no creases and crumples

___Quality of work reflects knowledge and understanding of the book

Book Cover Example



6/

Book Cover Example



10th Grade Project: Novel Cube + 500 Word Essay explaining your novel cube

Assignment: Illustrate your book on a cube! Draw a picture or symbol that accurately represents the theme of each box. You are to print the cube outline on the following page. To assemble the cube, cut out the shape along the thick **solid** line. Fold the paper where there is a **dotted** line and apply either glue or tape to the **striped** lines.

Illustrate colorfully on each square of your cube:

___Antagonist

___Symbolism

___Theme

___Setting

___Conflict

___Protagonist

___Error free in grammar, mechanics, and spelling

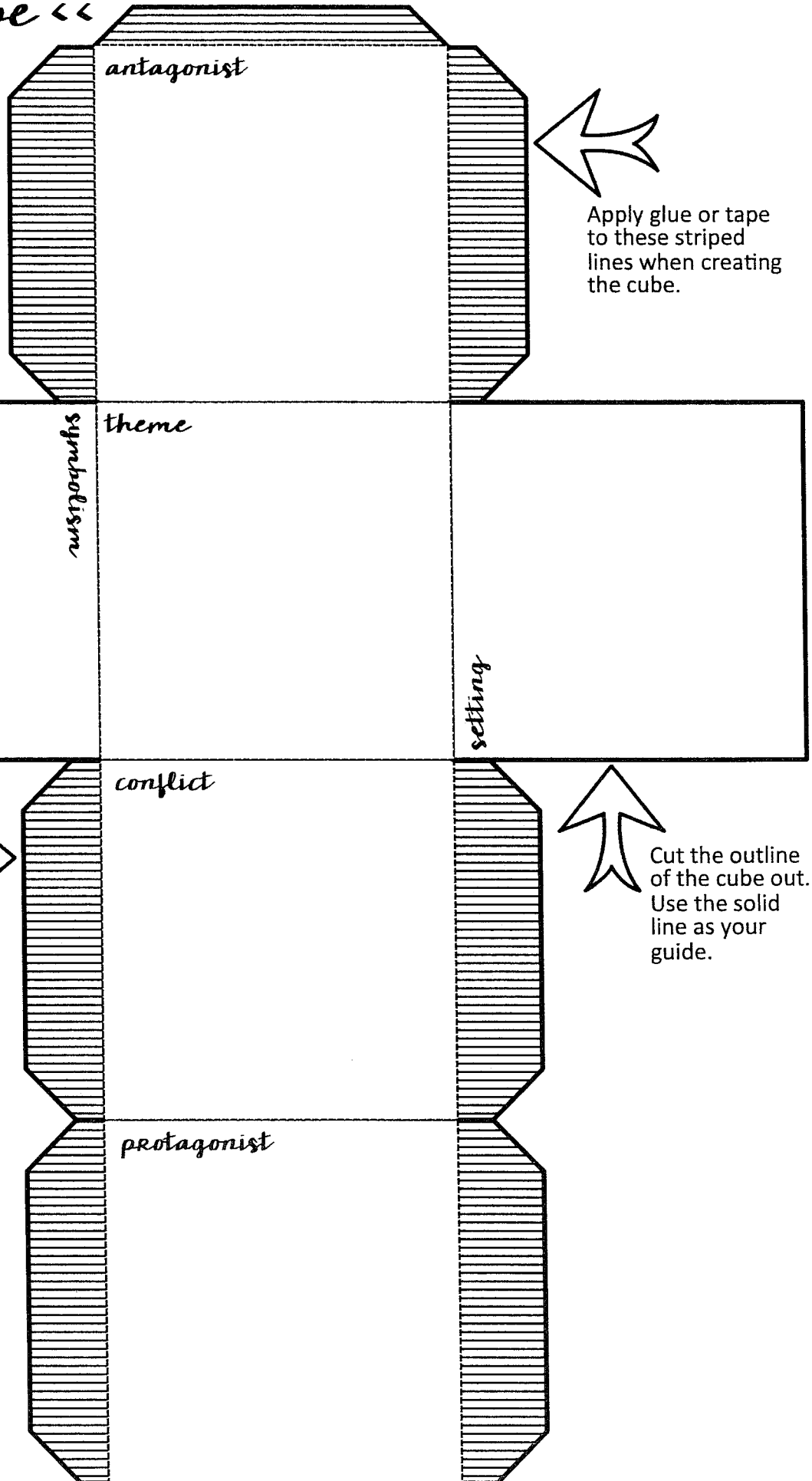
___High quality of work with no creases and crumples

___Quality of work reflects knowledge and understanding of the book

>> Story Cube <<

Directions: Draw a picture or symbol that accurately represents the theme of each box.

To assemble the cube, cut out the shape along the thick, solid line. Fold the paper where there is a dotted line, and apply either glue or tape to the striped pieces.



11th Grade Project: Bookmark + 500 Word Essay explaining your bookmark

Assignment: Create a bookmark for your book! Print the bookmark outline (front AND back) on the following page. Your bookmark should include specific information about the book but also include your individual expression.

Include the following elements:

On the **front** of the bookmark:

__ Book title

__ Book's author

__ Theme of the book

__ Character quotation

__ Illustrate an important scene from the book

On the **back** of the bookmark:

__ Summary of the book written on the reverse side


__ Illustrate a symbol in the book

__ Error free in grammar, mechanics, and spelling


__ High quality of work with no creases and crumples

__ Quality of work reflects knowledge and understanding of the book

Create a Bookmark
FRONT



Create a Bookmark
BACK
(Write your summary below)



12th Grade Project: Graduation Cap + 500 Word Essay explaining your graduation cap

Assignment: Using color connotations and symbols, design a graduation cap that represents a character in the book or the author. Print the cap outline on the following page to use as a pattern. Make your cap out of sturdy construction paper or poster board. Draw or put things that represent the character's personality, actions, etc. Make sure to use evidence from the text in your explanation to support your design choices. After you put your designs on your cap, assemble it into an actual cap.

__Error free in grammar, mechanics, and spelling


__High quality of work with no creases and crumples

__Quality of work reflects knowledge and understanding of the character

GRADUATION CAP

How would _____

design his or her cap?



GRADUATION CAP

The graduation cap of:
Harry Potter



Harry Potter would design his graduation cap to include the colors red and golden yellow; he would also include a witch hat and jelly beans to serve as symbols. Not only are the colors red and gold Gryffindor house colors, but these colors also have connotations that reveal deeper meanings. For example, red is a color for boldness. Harry is willing to take bold risks and deserves to be in Gryffindor because as the sorting hat informs, "...Gryffindor, where dwell the brave at heart. Their daring, nerve, and chivalry set the Gryffindors apart" (Rowling 100). Even though Harry is bold and brave, he still must use caution represented by yellow. Harry pleads, "Voldemort's coming back! Haven't you heard what it was like when he was trying to take over?" (Rowling 270). In addition to these color connotations, the black hat is symbolic of magic and the jelly beans are symbolic of childhood fun. These are used to represent the notion that graduates should remember to keep a bit of childhood magic in their hearts as they march into adulthood.

GRADUATION CAP

The graduation cap of:
Edgar Allan Poe



Edgar Allan Poe would design his graduation cap red and black because he is a dark romantic. The color red is often associated with love and danger; the color black represents mystery. In the poem "The Raven," the persona implores, "Tell this soul with sorrow laden if, within [heaven]/It shall clasp a sainted maiden whom the angels name Lenore-" (Poe 93-94). These lines reflect the love he has for his lost Lenore as well as the mystery of what has become of her in the afterlife. Edgar Allan Poe would also include a single black raven feather on his cap to symbolize loneliness. By the constant repetition of "nevermore," the raven is emphasizing that the speaker of the poem will be forever without his Lenore. Through the color choices and symbol used to design his cap, Poe embodies the essence of a dark romantic – raw emotion mixed with mystery.

COLOR CONNOTATIONS

Directions: Using color connotations and symbols, design a graduation cap that represents a character or author. Make sure to use evidence from the text in your explanation to support your design choices.

